



QUICKBOOKS WON'T OPEN


Sometimes QuickBooks accounting users complain that QuickBooks Desktop Doesn't Start, Won't Open or QuickBooks Will Not Open the Company File. Later, the QuickBooks program will start freezing or crashing. You need to implement the Quick Fix My Program.




CAUSES




Company file name too long



Hard disk Corrupted



QBWUSER.INI file
corrupt/damaged



Operating system outdated

POSSIBLE STEPS TO FIX QUICKBOOKS WON'T OPEN ISSUE

1

Download and Install QuickBooks Tool Hub



Close QuickBooks



Download the latest version of the QuickBooks Tool Hub



Open the file (QuickBooksToolHub.exe)



Install QBToolHub and then Agree to the terms and conditions



Double-click to open the QuickBooks Tool Hub

2

From the Tools Hub, run the Quick Fix my Program



In the QuickBooks Tools Hub, select Program Problems



Quick Fix my Program



Start QuickBooks Desktop and open QuickBooks data file



+1888-461-1609

ASK FOR ACCO UNTING